

Camp Fees & Charges

[Eftpos & Credit Facilities available]

Camping Fees

Per person per night	\$10
Family rate ~ 1 child	\$20
2 or more children	\$25
(3 yrs or under -no charge)	

** Please check out by 10am or Day Fee will apply*

Day Visitors

Per person	\$5
Under 12 years of age no charge	

Boat Hire (4 persons maximum per boat)

Includes outboard motor, fuel & safety equipment:

Half Day	\$60
Full Day	\$100
Hourly Rate	\$25
Canoe/Dingy ~ hourly	\$10

*** Take drinking water, hats, sunscreen on all boat trips*

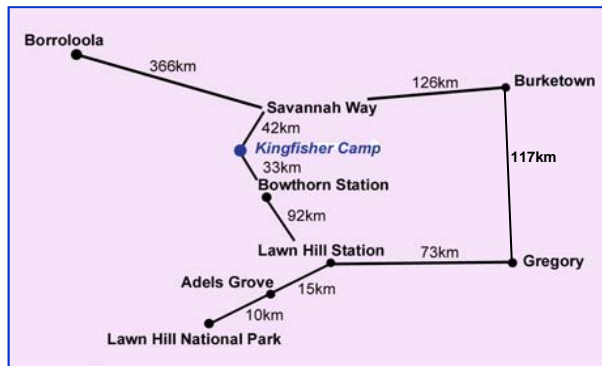
Self Drive Day Trip

Hedley's Gorge per vehicle	\$20
Laminated maps and key (refundable)	\$2

Stromatolite Reef – 2 hours
Hedley's Gorge – 4 hours
Prices on application

**** Take drinks, snacks, sunscreen, hats & walking shoes
All rubbish to be returned to Kingfisher Camp
No fishing or outboard motors.*

[Prices correct as of April 2009]



From Lawn Hill Gorge

From the Gorge, travel 10km to Adels Grove. Drive a further 14.6km towards Gregory Downs and you'll come to a junction. Turn left at the 'Discover Bowthorn & Kingfisher' sign and 1km later you'll pass the Lawn Hill Station cattle yards. Just keep following the 'KFC' signs for 92km, until you pass Bowthorn Station Homestead and then it's a further 33km to Kingfisher Camp.

From Borroloola


Travel east along the Savannah Way through Hell's Gate towards Burketown for 366km. Turn right at the road junction and follow the track for 42km to Kingfisher Camp.


From Burketown

Travel west along the Savannah Way for 97km to Doomadgee. The road then continues on for a further 29km. Turn left at the road junction and follow the track for 42km to Kingfisher Camp.

**Enjoy Your Stay,
Tell Your Friends
And Come Again!**

Contact us:

 Kingfisher Camp
PMB 75
MT ISA QLD 4825

 Tel (07) 4745 8212

 www.kingfisherresort.com.au

We have done our best to make Kingfisher Camp pleasant and safe, however we can take no responsibility for personal injury or loss or damage to property, during your stay.

**Shaded Grassy Camp Sites
by the
Nicholson's
Most Beautiful
Waterhole ...**

**... Your Guide to the Gulf
Country's ...**



**KINGFISHER CAMP
ON THE NICHOLSON RIVER**

Kingfisher Camping Ground

An Oasis in Gulf Range Country

Location

Positioned within the boundaries of Bowthorn Station, Kingfisher Camp is the gateway to the marvellous scenic sights of the range country to the north and west. Ancient marine fossils of the Stromatolite Reef are a unique feature.

Situated at one end of a 5km long picturesque waterhole, Kingfisher Camp is a grassed and shaded camping ground situated on an island in the channels of the Nicholson River.

Roads leading to it are well sign posted. Access is from the Savannah Way or via the back route from Lawn Hill National Park.

Staff

Our friendly staff are able to advise you of the many activities available to enjoy whilst staying at Kingfisher. Their local knowledge is invaluable. If you have any queries, please do not hesitate to approach the staff, who will be delighted to assist you.

Camp Sites

The 30 well maintained grassed campsites provide spacious, shady sites with fireplaces, along side the Nicholson River. There are separate coach camping, day visitor and generator areas (8pm curfew applies).

Please take care with campfires, light them only in provided fireplaces and keep fires small. Firewood is only to be collected from outside the campground.

Each campsite has its own tap. The water comes untreated from the River. We suggest that you boil your drinking water.

Kiosk

Basic food supplies, drinks, ice, toiletry items, fishing tackle and bait, souvenirs (including Kerry McGinnis books 'Pieces of Blue' & 'Heart Country') and second-hand books are available between the hours of approx. 8:30am and 6pm. Bookings for boat hire and self drive tour can be arranged at the kiosk.

GPS Co-ordinates (WGS 84):

Kingfisher Camp 17° 52.09' S 138° 17.10' E

Kingfisher Airstrip 17° 51.00' S 138° 17.05' E

Welcome to Kingfisher Camp

Ablution Block and Laundry Area

(during season Apr-Nov)

The abluion block has modern showers and toilets. Hot water is provided via a donkey hot water system requiring a small fire set by staff each morning & evening. Lighting is battery operated on a timing switch. Rubbish is collected and amenities cleaned daily. The double trough laundry area is external and features hot and cold water.

** During the wet season the abluion block is moved to higher ground but bush camping is still available, but access to Kingfisher may be restricted due to the roads in the region being impassable.*

Telephone

We are not able to offer a public telephone service. However, in case of need, a telephone can be made available [\$2 + cost of call as determined by staff] or phone cards are available.

For Your Enjoyment

Fishing

Relax and enjoy the fishing or drop a cray pot for a red claw or two. Please note fishing from the boat area is not allowed.

Boat Ramp Access

You are welcome to use the natural ramp when launching your boat, however do not park vehicles in this area.

Bush Walking

Walking tracks, both up and down river are marked. A panoramic view of the surrounding bush and can be seen from the lookout above the kiosk.

Flora & Fauna

Bowthorn Station was gazetted as a fauna sanctuary in the early 1970s. Enjoy the unlimited opportunities to observe and photograph the wildlife and the beautiful surroundings.

Lawn Hill National Park

Approximately 40km of road are privately maintained to allow access to and from the National Park.

